

# TRENCH DRAIN SHOWER PAN RENOVATION STYLE

3060-T-LR-8-RENO

# M SHOWER®

a part of MGROUP®

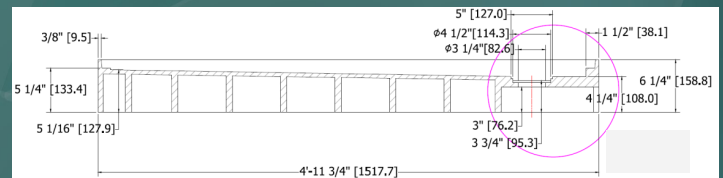
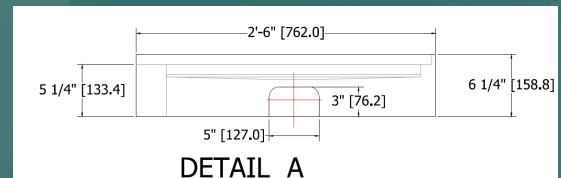
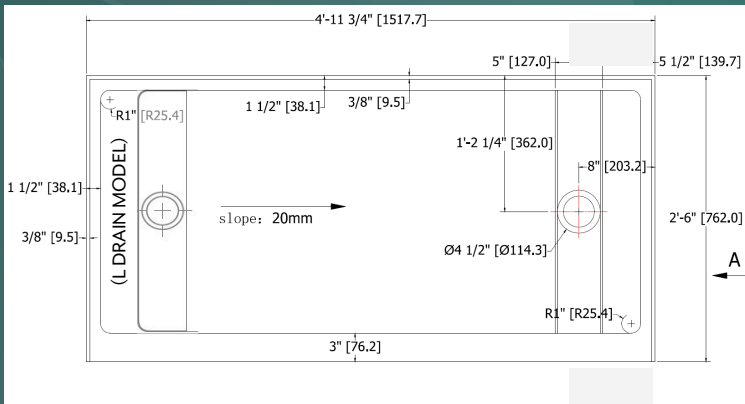
## SPECIFICATIONS:

- Dimensions: 30"W x 59 3/4"L x 6"H
- Thickness: 1/2" minimum, 5 1/4" curb
- Weight: 220#
- Flange: 1" Integral
- Drain offset: 8" offset
- Color: White, custom available
- Finish: Abrasion resistant gel coat
  - ANSI B101.3 compliant non-slip floor
- Drain cover: Brushed stainless steel 304 - included
- Construction: Solid one-piece
- Warranty: 10 - year manufacturer limited warranty against defects



\*For framing and plumbing purposes, please contact your MShower™ account manager or project manager for construction-ready shop drawings\*

## TECHNICAL DRAWINGS:



## NOTES:

- Pan dimensions can vary +/- 1/8"
- Sealed and sanitary gel coat surface - mold and mildew resistant
- Pre-leveled for sub-floor installation
- Drain not included - requires sioux chief 825-2 series drain or offset side outlet drain with max height of 3" and 4 1/4" strainer
- Assembly and Installation required on-site
- **Patent Pending**



IAPMO LISTED  
PRODUCT

## MGROUP™

MERIDIEN HOUSE | 203 NORTH LEWIS STREET | LAGRANGE, GA 30240 USA  
O: 706.350.4300 | INFO@MGROUPCORP.COM | WWW.MGROUPCORP.COM

Rev. date: 11/30/2020

