

TRENCH DRAIN SHOWER PAN RENOVATION STYLE

3060-T-O-L/R-8-RENO

MSHOWER®
a part of MGROUP®

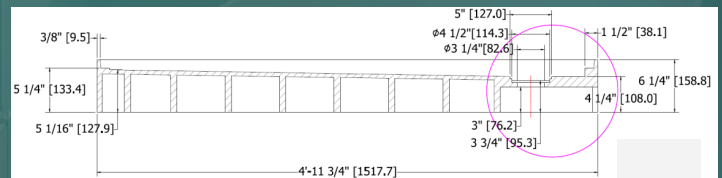
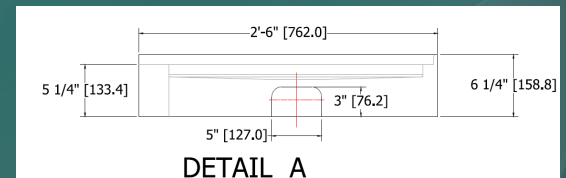
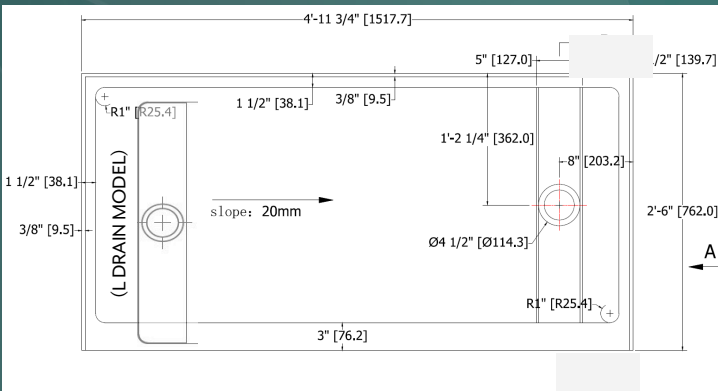
SPECIFICATIONS:

- Dimensions: 30"W x 59 3/4"L x 6"H
- Thickness: 1/2" minimum, 5 1/4" Curb
- Weight: 220#
- Flange: 1" Integral
- Drain Offset: 8" Offset - Left or Right
- Color: #302 White, Custom Available
- Finish: Matte / Abrasion Resistant Gel Coat
 - ANSI B101.3 Compliant Non-Slip Floor
- Drain Cover: Brushed Stainless Steel 304 - Included
- Construction: Solid One-Piece
- Warranty: 10 - Year Manufacturer Limited Warranty against defects



For framing and plumbing purposes, please contact your MShower™ account manager or project manager for construction-ready shop drawings

TECHNICAL DRAWINGS:



NOTES:

- Pan dimensions can vary +/- 1/8"
- Sealed and sanitary gel coat surface - mold and mildew resistant
- Pre-leveled for sub-floor installation
- Drain not included - requires sioux chief 825-2 series drain or offset side outlet drain with max height of 3" and 4-1/4" strainer
- Assembly and Installation required on-site
- U.S. Patent #: 12064065



IAPMO LISTED
PRODUCT

MGROUP®

Rev. Date: 08/2024

O: 706.350.4300 | INFO@MGROUPCORP.COM | WWW.MGROUPCORP.COM

