

CENTER STANDARD DRAIN SHOWER PAN

MSHOWER[®]
a part of MGROUP[™]

3645-S-C

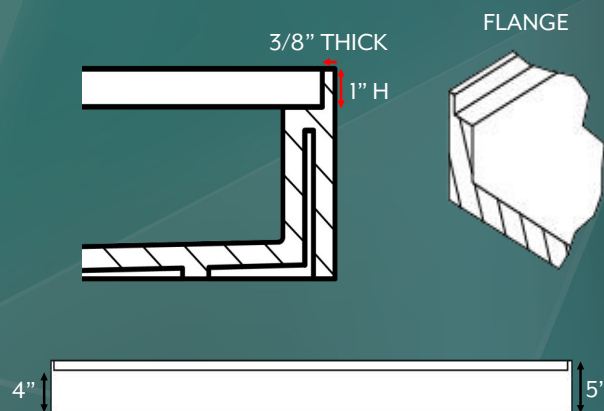
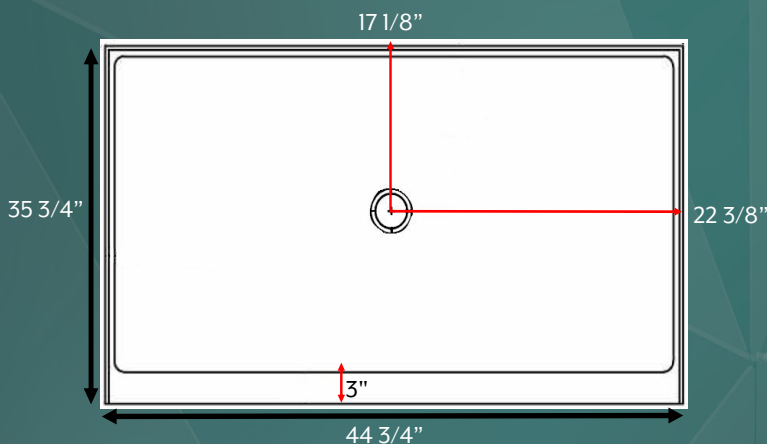
SPECIFICATIONS:

- Dimensions: 44 3/4"W x 35 3/4"D x 5"H
- Thickness: 1/2" minimum
- Flange: 1" Integral
- Color: White, custom available
- Finish: Abrasion resistant gel coat
 - Lightly textured non-slip floor
- Material: High Resin Content Cast Marble
- Construction: Solid one-piece - 200lbs
- Warranty: 10 - year manufacturer limited warranty against defects




For framing and plumbing purposes, please contact your MShower[™] account manager or project manager for construction-ready shop drawings

TECHNICAL DRAWINGS:



NOTES:

- Pan dimensions can vary +/- 1/8"
- Sealed and sanitary gel coat surface - mold and mildew resistant
- Pre-leveled for sub-floor installation
- Drain not included - requires sioux chief 825-2 series drain or similar, 4-1/4" strainer
- Assembly and Installation required on-site



IAPMO LISTED
PRODUCT

MGROUP[™]

Rev. Date: 02/2024

O: 706.350.4300 | INFO@MGROUPCORP.COM | WWW.MGROUPCORP.COM

