

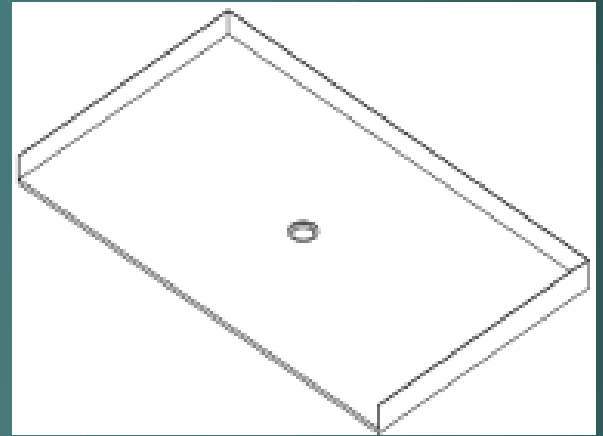
ROLL-IN CENTER DRAIN SHOWER PAN FACTORY CUT TO FIT

ROLL-IN-3672-S-C

MSHOWER[®]
a part of MGROUP[™]

SPECIFICATIONS:


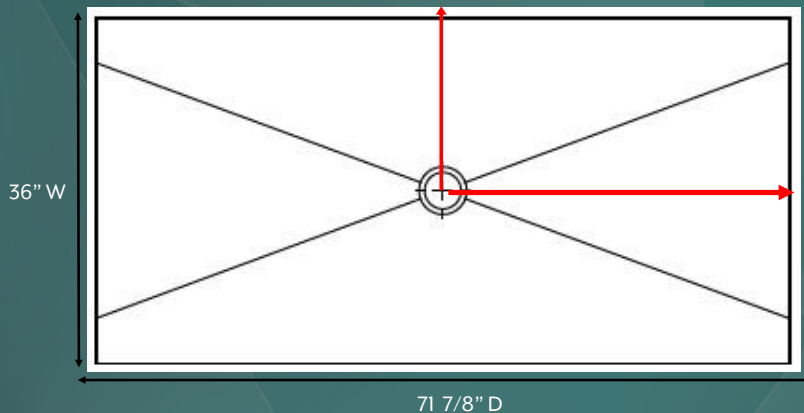
- Dimensions: 36" W x 71 7/8" D x 1-1/2" H
final dimensions cut to fit
- Thickness: 1/2" Minimum
- Drain Offset: Roll-in Center Drain
- Color: #302 White
- Finish: Matte - ANSI B101.3 Compliant Non-Slip Floor
- Material: High Resin Content Cast Marble
- Construction: Solid One-Piece
- Warranty: 10 - Year Manufacturer Limited Warranty against defects



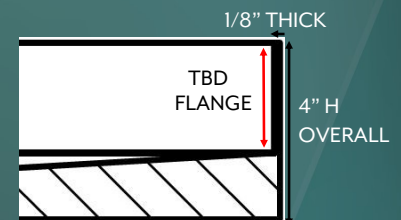
CUSTOM MOLDING REQUIRED - NOT TO SCALE

For framing and plumbing purposes, please contact your MShower[™] account manager or project manager for construction-ready shop drawings

TECHNICAL DRAWINGS:



1 1/2" H - FRONT CURB



NOTES:

- Pan dimensions can vary +/- 1/8"
- Sealed and sanitary gel coat surface - mold and mildew resistant
- Pre-leveled for sub-floor installation
- Drain not included - requires sioux chief 825-2 drain or similar, 4-1/4" strainer
- Assembly and Installation required on-site



IAPMO LISTED
PRODUCT

MGROUP[™]

MERIDIEN HOUSE | 203 NORTH LEWIS STREET | LAGRANGE, GA 30240 USA
O: 706.350.4300 | INFO@MGROUPCORP.COM | WWW.MGROUPCORP.COM

REV. DATE: 02/2024

